

Copying assigned roles

Copying roles from a user is a useful feature for copying/sharing permissions between users. The main purpose is to make it easier to add manually assigned roles to another user.



For CzechIdM version **>= 9.7.12**: Roles, which cannot be requested, cannot be selected. Configure [authorization policy](#) to fully enable this feature.

How the feature works

The feature is available on the role request detail as a new button.

Current assigned roles (includes requested changes)

Role	Role attributes	Contracted position	Valid from	Valid till	Assigned by role	Automatic role	Actions
customRole		Default				<input type="checkbox"/>	
Sub Role Two (subTwo)		Default				<input type="checkbox"/>	

Buttons: Back, Save, Submit a request

To be able to view this button and create a new role request you need to have permissions to change user permissions, create request, etc. For more information, see [authorization dokuwiki page](#).

Steps to copy roles

Select the user

Copying roles is done by means of a pop-up window. In this window, you can select the user from whom you would like to copy their roles, by filling the select box labelled **Select a user**.

Add roles by user

User select

Select or type to search ...

Select the user from whom the roles will be copied.

Contract of the selected user

Select contract

Select contract of user. Select contract filtering roles of selected user.

Contracted position

Default

Connection to organization or another tree structure

Valid from

Valid till

☐ Copy including role parameters

After check, will be copied parameter values filled in roles.

No assigned roles exist

Close

Set

Select a contract from the selected user

Once you have selected the user, you can also select one of their contracts to see a respective set of assigned roles for that selected user, as there can be more than one contract.

Add roles by user

User select

Richard Miles (richard.miles)



Select the user from whom the roles will be copied.

Contract of the selected user

Select contract

HelpDesk team B

DEV Manager

Shown 2 of 2 records ...

Connection to organization or another tree structure

Valid from



Valid till



☐ Copy including role parameters

After check, will be copied parameter values filled in roles.

Selection of roles

Roles select from user Richard Miles (richard.miles)

- AD - Users - (HelpDesk team B)
- AD - Users - (DEV Manager)
- Business role (parent) - (DEV Manager)
- ICT - Manager - (DEV Manager)
- manager - (DEV Manager)



Selected roles

No newly assigned roles



Roles that are then displayed had been assigned only for the selected contract. If the contract field stays unselected (i.e. blank), then **all assigned roles** across all the user's contracts are listed.



Roles, which cannot be requested, cannot be selected. Configure [authorization policy](#) if needed to enable this feature.

Choose a contract and date for adding new roles

At this stage, you have to select a contract to have new roles assigned. This field is mandatory.

Add roles by user

User select

Richard Miles (richard.miles)

Select the user from whom the roles will be copied.

Contract of the selected user

Select contract

Select contract of user. Select contract filtering roles of selected user.

Contracted position

Default

Connection to organization or another tree structure

Valid from

Valid till

☐ Copy including role parameters

After check, will be copied parameter values filled in roles.

Next, you may specify validity dates for these requested roles.



For manually assigned roles it is possible to change validity. In contrast, automatically assigned roles uphold the **validity from the contract**.

Copy role parameters with/without values

If any of the assigned roles includes role parameters, you can also choose to copy the parameters with or without these values. By default this option is disabled, you can activate it by checking the checkbox.

Add roles by user

User select

Richard Miles (richard.miles)

Select the user from whom the roles will be copied.

Contract of the selected user

Select contract

Select contract of user. Select contract filtering roles of selected user.

Contracted position

Default

Connection to organization or another tree structure

Valid from

Valid till

☐ Copy including role parameters





After check, will be copied parameter values filled in roles.

Select desired roles

In the lowest part of the pop-up window there is a component for selecting assigned roles and copying them.

Selection of roles	
Roles select from user Richard Miles (richard.miles)	Selected roles
<ul style="list-style-type: none"> AD - Users - (HelpDesk team B) AD - Users - (DEV Manager) Business role (parent) - (DEV Manager) ICT - Manager - (DEV Manager) manager - (DEV Manager) 	<div>No newly assigned roles</div>
	<div>>></div> <div>></div> <div><</div> <div><<</div>
<input checked="" type="checkbox"/> Show only roles assigned directly After checked, only directly assigned roles will be displayed.	
Legend: <ul style="list-style-type: none"> Directly assigned application role. Directly assigned business role. Defined sub roles will be assigned together with this role. Role assigned by automatic role configuration (by tree structure or attribute). Role assigned by business role (sub role). 	

The buttons in between the Roles select from a user and Selected roles tables let you do the following actions:

-  add **all** roles that are listed in the Roles selected from a user table to the Selected roles table,
-  add **only selected** roles that are listed in the Roles select from user table to Selected roles table,
-  remove **only selected** roles that are listed in the Selected roles table,
-  remove **all** roles that are listed in the Selected roles table.

Example:

Selection of roles		
Roles select from user Richard Miles (richard.miles)		Selected roles
<ul style="list-style-type: none"> AD - Users - (HelpDesk team B) AD - Users - (DEV Manager) Business role (parent) - (DEV Manager) ICT - Manager - (DEV Manager) manager - (DEV Manager) 	<div>>></div> <div>></div> <div><</div> <div><<</div>	<ul style="list-style-type: none"> ICT - Manager - (DEV Manager) AD - Users - (DEV Manager)

Directly assigned roles / Subroles

There may be some business roles among the desired selection of roles. These roles most likely consist of some subroles. Subroles are assigned to a user automatically once the top (parent or business) or upper role within the business role composition has been assigned to them.

In default settings of the pop-up window (for copying roles from a user), only directly assigned roles are displayed. This option can be changed by checking the checkbox `Show only roles assigned directly`.

Selection of roles	
Roles select from user Richard Miles (richard.miles)	Selected roles
<ul style="list-style-type: none">AD - Users - (HelpDesk team B)AD - Users - (DEV Manager)Business role (parent) - (DEV Manager)ICT - Developer - (DEV Manager)ICT - Manager - (DEV Manager)manager - (DEV Manager)Sub Role One (subOne) - (DEV Manager)Sub Role Two (subTwo) - (DEV Manager)	<ul style="list-style-type: none">ICT - Manager - (DEV Manager)AD - Users - (DEV Manager)

☐ Show only roles assigned directly

After checked, only directly assigned roles will be displayed.



Be careful: if you assign a business role along with all of its subroles DIRECTLY, the user ends up having duplicate, or possibly triplicate roles. In other words, **its subroles will be assigned twice.**

More about roles can be found [here](#)

From:

<https://wiki.czechidm.com/> - **IdStory Identity Manager**

Permanent link:

<https://wiki.czechidm.com/tutorial/adm/copying>

Last update: **2019/11/13 07:33**

