

# Bulk action for identities

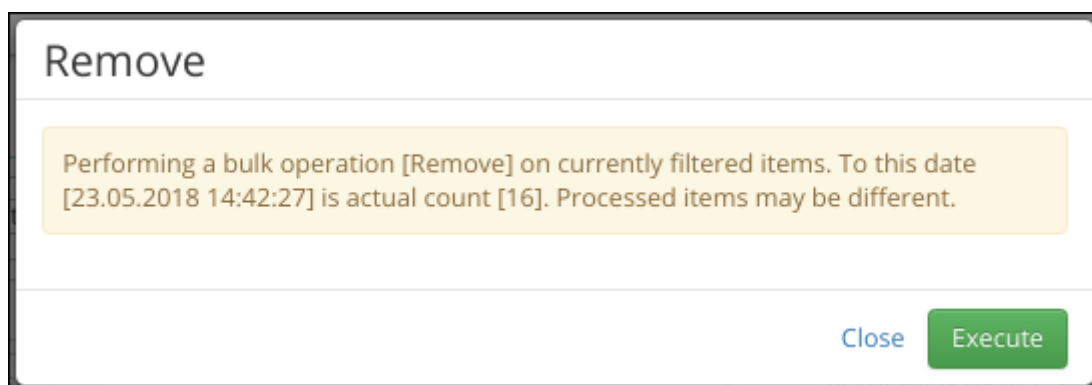
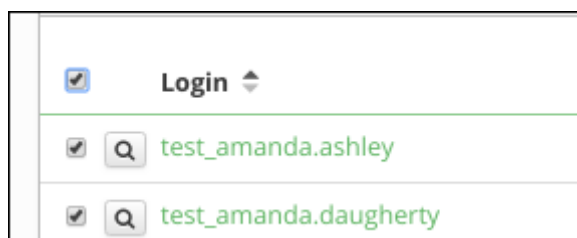
Bulk actions on identities are used for making easy and asynchronous changes on multiple identities.

## Supported bulk actions on identities

- Remove,
- disable manually,
- enable manually,
- roles assignment,
- role removing,
- resave,
- role deduplication.

## How can I choose identities for bulk action

There are two ways to define for what identities will be the bulk action processed. **First way is to select all identities:**



And second is to choose identities by one through all pages.


<input type="checkbox"/>	Login	Surname
<input checked="" type="checkbox"/>	<input type="text" value="test_amanda.ashley"/>	Ashley
<input checked="" type="checkbox"/>	<input type="text" value="test_amanda.daugherty"/>	Daugherty
<input type="checkbox"/>	<input type="text" value="test-auto-role"/>	test-auto-role


Remove

Performing the bulk action on 2 records: [Amanda Ashley (test\_amanda.ashley) (59), Briar Nunez (test\_briar.nunez) (69)]

Close

Execute

- 

Selecting identities by select box through all pages works only for agendas that implement backend bulk action. **On classic agendas this doesn't work.**
- 

If you choose all identities, **there exist a chance that processed items will be different** than currently filtered identities. Because you execute the bulk action with a filter (not specified set of identities) and this filter may have different results after some time needed to process the action.

## Bulk actions

### Remove identities

Bulk action Remove identities doesn't have any specific settings. You can only choose what identities will be processed.

Remove

Performing the bulk action on 5 records: [Amanda Ashley (test\_amanda.ashley) (59), Briar Nunez (test\_briar.nunez) (69), David Gentry (test\_david.gentry) (41), Demetrius Bray (test\_demetrius.bray) (24asdccasdasddddddd), Amanda Daugherty (test\_amanda.daugherty) (42)]

Close

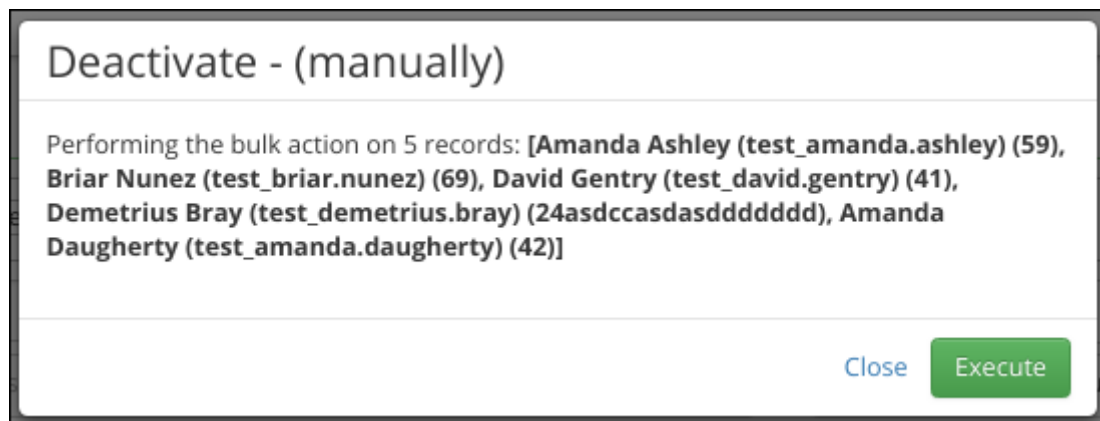
Execute

Required permission for execute:

- Identity delete and read

## Disable manually identities

Bulk action Disable identities doesn't have any specific settings. You can only choose what identities will be processed. The bulk action only changes identity state to DISABLED\_MANUALLY. **Now it isn't possible to deactivate identity that is already deactivated.**

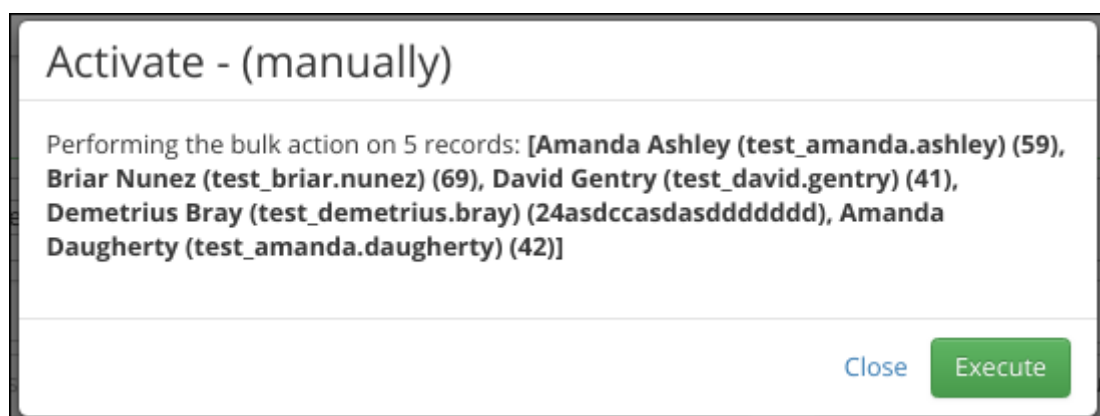


Required permission for execute:

- Identity update and read

## Enable manually identities

Bulk action Enable identities doesn't have any specific settings. You can only choose what identities will be processed. The bulk action evaluates the new [identity state](#). The identity must be in state DISABLED\_MANUALLY before running the bulk action.



Required permission for execute:

- Identity update and read

## Roles assignment

This bulk action supports specific settings:

- **Roles** - roles that will be assigned,
- **Approve** - if you have permission for execute without approving new roles (IdmRoleRequest - Execute), you can uncheck this selectbox,
- **Assign to main contract only** - new roles will be assigned only to main contract instead of assigning for every valid or future valid contract,
- **Valid from** - if valid from is not filled, then will be filled from contract automatically,
- **Valid till** - if valid from is not filled, then will be not set (assigned role will be removed by contact validity).

### Roles assignment

Performing a bulk operation [Roles assignment] on currently filtered items. To this date [23.05.2018 15:08:50] is actual count [16]. Processed items may be different.



**Roles**

Select or type to search ...



☒ Approve  
After check, the role assignment will be approved

☒ Assign to main contract only  
Assigning new roles will only be done on the main contract.

**Valid till**



**Valid from**



[Close](#) [Execute](#)

### Required permission for execute:

- Identity read and change permission,
- Contract read or autocomplete,
- Role request create,
- Role request concept create.

## Role removing

This bulk action supports specific settings:

- **Roles** - roles that will be removed,
- **Approve** - if you have permission for execute without approving remove roles, you can uncheck this selectbox,
- **Remove only from the main contract** - the roles will be removed only from the main contract instead of removing from all contracts.

### Role removing

Performing a bulk operation [Role removing] on currently filtered items. To this date [23.05.2018 15:13:48] is actual count [16]. Processed items may be different.

**Roles**

Select or type to search ... ▼ \*

☒ Approve  
After check, the role remove will be approved

☒ Remove only from the main contract  
Removing role/s will only be done from the main contract.

[Close](#) [Execute](#)



This bulk action remove all identity roles from all contracts or just main.

### Required permission for execute:

- Identity read and change permission,
- Contract read or autocomplete,
- Role request create,
- Role request concept create.

### Resave identity

Bulk action resave identity. Bulk action executes simple save on identity.

### Re-save identity

Performing a bulk operation [Re-save identity] on currently filtered items. To this date **26.11.2018 15:10:03** is actual count **185**. Processed items may be different.

[Close](#) [Execute](#)

**Required permission for execute:**

- Identity read and change permission,
- Contract read or autocomplete,
- Role request create,
- Role request concept create.

**Role deduplication**

Bulk action for remove duplicity between roles. For more information and removing algorithm see [Roles assignment deduplication](#)

### Role deduplication

Performing a bulk operation [Role deduplication] on currently filtered items. To this date **15.03.2019 13:16:39** is actual count **214**. Processed items may be different.

Removes duplicate assigned roles. Removes only manually assigned roles, duplicates with business, automatic, or other manually assigned role.

☒ Approve  
After check, the role remove will be approved.

☒ Check role attributes  
Check role attributes and their values. The role will be removed if attributes except values is equals as another another role.

[Close](#) [Execute](#)

**Required permission for execute:**

- Identity read and change permission,
- identity role read,
- identity contract autocomplete.


**Change contract validity and position**

This bulk action (BA) implements setting of the new work position and validity dates for user's contracts. There is small divergence in using this BA from regular setting of these attributes on the contract detail. The thing is that if no value is selected in BA, corresponding item is **not changed**. This is the difference from standard contract detail which allows setting of the empty value. Therefore this BA is not able to set unlimited contract validity or no contract position. This limitation will be removed in future.

### Change contract validity and position


Performing a bulk operation [Change contract validity and position] on currently filtered items. To this date **17.03.2021 08:17:31** is actual count **2**. Processed items may be different.

**Tree node**  

Organization One (one) × 


The new set work position. **If not selected no change happens.**

**Valid from**  

×

The new set start of contract validity. **If not selected no change happens.**

**Valid till**  

23.03.2021×

The new set end of contract validity. **If not selected no change happens.**

Close Execute

@since 14.1.0

If you add the following configuration variable, it will pre-fill the **Valid till** date for contracts. The pre-filled date will be today's date + x days based on the configuration value.

For example: `idm.sec.core.bulk.action.identity-change-contract-tree-node-and-validity.extension-period-days=365`



Date will be pre-filled with today date + 365 days.

#### Required permission for execute:



- Identity contract update
- Tree node autocomplete

## Example

Development



admin



Users

Create user

Filter

Username, personal number, surname, name, e-mail or note

Assigned role

Cancel filter











Filter

Element in organization structure

Recursively by tree structure down

Enabled

Identity state

<input type="checkbox"/>	Login	Surname	First name	Personal number	E-mail	Inactive	State	Note	Id
<input type="checkbox"/>	 test_carla.horton	Horton	Carla	94		<input type="checkbox"/>	Created		dba08db
<input type="checkbox"/>	 test_carter.chaney	Chaney	Carter	72		<input type="checkbox"/>	Created		f9d203e
<input type="checkbox"/>	 test_cassandra.walter	Walter	Cassandra	32		<input type="checkbox"/>	Created		255b7d0
<input type="checkbox"/>	 test_claire.kline	Kline	Claire	67		<input type="checkbox"/>	Created		782d80e
<input type="checkbox"/>	 test_clementine.bradshaw	Bradshaw	Clementine	19		<input type="checkbox"/>	Valid		8786221
<input type="checkbox"/>	 test_coby.blevins	Blevins	Coby	30		<input type="checkbox"/>	Created		1842cc5
<input type="checkbox"/>	 test_cole.barr	Barr	Cole	27		<input type="checkbox"/>	Valid		3a93f0b
<input type="checkbox"/>	 test_cruz.fleming	Fleming	Cruz	13		<input type="checkbox"/>	Valid		e972d4e
<input type="checkbox"/>	 test_david.gentry	Gentry	David	41		<input type="checkbox"/>	Valid		7eb9fe0
<input type="checkbox"/>	 test_delilah.casey	Casey	Delilah	92		<input type="checkbox"/>	Created		f2894c5

Page 6 of 15

<<<

<

4

5

6

7

8

>

>>>

51 - 60 of 145 records

Number of records 10

From:

<https://wiki.czechidm.com/> - IdStory Identity Manager

Permanent link:

[https://wiki.czechidm.com/tutorial/adm/identities\\_bulk\\_actions](https://wiki.czechidm.com/tutorial/adm/identities_bulk_actions)

Last update:

2024/09/03 06:39

