

Bulk action for identities

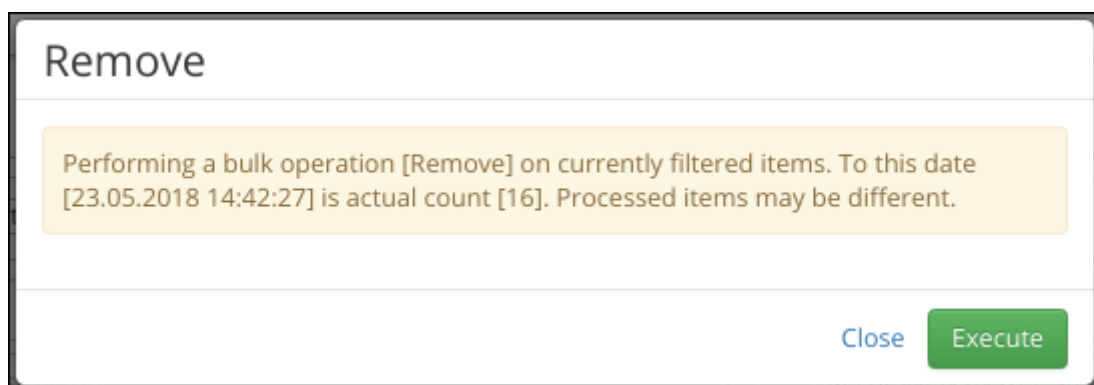
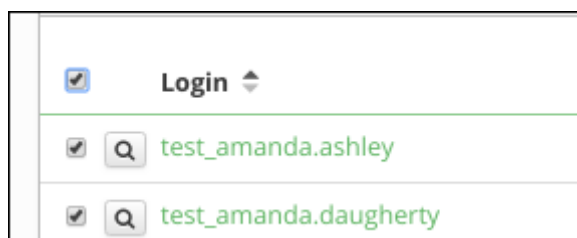
Bulk actions on identities are used for making easy and asynchronous changes on multiple identities.

Supported bulk actions on identities

- Remove,
- disable manually,
- enable manually,
- roles assignment,
- role removing,
- resave,
- role deduplication.

How can I choose identities for bulk action

There are two ways to define for what identities will be the bulk action processed. **First way is to select all identities:**



And second is to choose identities by one through all pages.

<input type="checkbox"/>	Login	Surname
<input checked="" type="checkbox"/>	<input type="text" value="test_amanda.ashley"/>	Ashley
<input checked="" type="checkbox"/>	<input type="text" value="test_amanda.daugherty"/>	Daugherty
<input type="checkbox"/>	<input type="text" value="test-auto-role"/>	test-auto-role

Remove

Performing the bulk action on 2 records: **[Amanda Ashley (test_amanda.ashley) (59), Briar Nunez (test_briar.nunez) (69)]**

[Close](#) [Execute](#)



Selecting identities by select box through all pages works only for agendas that implement backend bulk action. **On classic agendas this doesn't work.**



If you choose all identities, **there exist a chance that processed items will be different** than currently filtered identities. Because you execute the bulk action with a filter (not specified set of identities) and this filter may have different results after some time needed to process the action.

Bulk actions

Remove identities

Bulk action Remove identities doesn't have any specific settings. You can only choose what identities will be processed.

Remove

Performing the bulk action on 5 records: **[Amanda Ashley (test_amanda.ashley) (59), Briar Nunez (test_briar.nunez) (69), David Gentry (test_david.gentry) (41), Demetrius Bray (test_demetrius.bray) (24asdccasdasdddddd), Amanda Daugherty (test_amanda.daugherty) (42)]**

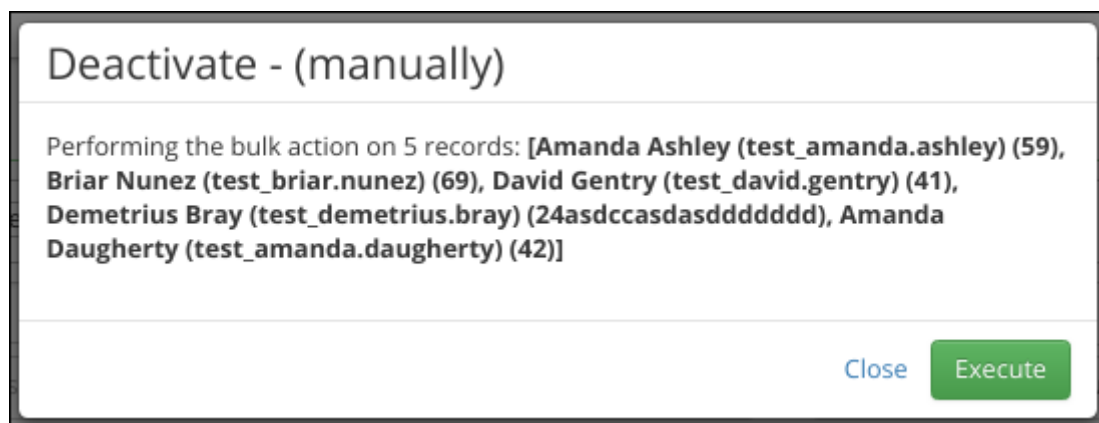
[Close](#) [Execute](#)

Required permission for execute:

- Identity delete and read

Disable manually identities

Bulk action Disable identities doesn't have any specific settings. You can only choose what identities will be processed. The bulk action only changes identity state to DISABLED_MANUALLY. **Now it isn't possible to deactivate identity that is already deactivated.**

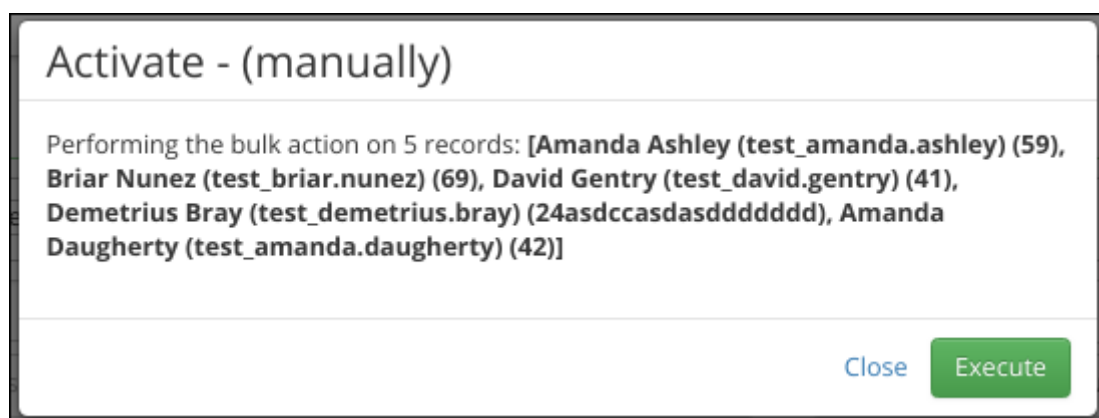


Required permission for execute:

- Identity update and read

Enable manually identities

Bulk action Enable identities doesn't have any specific settings. You can only choose what identities will be processed. The bulk action evaluates the new [identity state](#). The identity must be in state DISABLED_MANUALLY before running the bulk action.



Required permission for execute:

- Identity update and read

Roles assignment

This bulk action supports specific settings:

- **Roles** - roles that will be assigned,
- **Approve** - if you have permission for execute without approving new roles, you can uncheck this selectbox,
- **Assign to main contract only** - new roles will be assigned only to main contract instead of assigning for every valid contract,
- **Valid from**,
- **Valid till**.

Roles assignment

Performing a bulk operation [Roles assignment] on currently filtered items. To this date [23.05.2018 15:08:50] is actual count [16]. Processed items may be different.

Roles

Select or type to search ...

☒ Approve
After check, the role assignment will be approved

☒ Assign to main contract only
Assigning new roles will only be done on the main contract.

Valid till

Valid from

[Close](#) [Execute](#)

Required permission for execute:

- Identity read and change permission,
- Contract read or autocomplete,
- Role request create,
- Role request concept create.

Role removing

This bulk action supports specific settings:

- **Roles** - roles that will be removed,
- **Approve** - if you have permission for execute without approving remove roles, you can uncheck this selectbox,
- **Remove only from the main contract** - the roles will be removed only from the main contract instead of removing from all contracts.

Role removing

Performing a bulk operation [Role removing] on currently filtered items. To this date [23.05.2018 15:13:48] is actual count [16]. Processed items may be different.

Roles

Select or type to search ...

☒ Approve
After check, the role remove will be approved

☒ Remove only from the main contract
Removing role/s will only be done from the main contract.

[Close](#) [Execute](#)



This bulk action remove all identity roles from all contracts or just main.

Required permission for execute:

- Identity read and change permission,
- Contract read or autocomplete,
- Role request create,
- Role request concept create.

Resave identity

Bulk action resave identity. Bulk action executes simple save on identity.

Re-save identity

Performing a bulk operation [Re-save identity] on currently filtered items. To this date **26.11.2018 15:10:03** is actual count **185**. Processed items may be different.

[Close](#) [Execute](#)

Required permission for execute:

- Identity read and change permission,
- Contract read or autocomplete,
- Role request create,
- Role request concept create.

Role deduplication

Bulk action for remove duplicity between roles. For more information and removing algorithm see [Roles assignment deduplication](#)

Role deduplication

Performing a bulk operation [Role deduplication] on currently filtered items. To this date **15.03.2019 13:16:39** is actual count **214**. Processed items may be different.

Removes duplicate assigned roles. Removes only manually assigned roles, duplicates with business, automatic, or other manually assigned role.

☒ Approve
After check, the role remove will be approved.

☒ Check role attributes
Check role attributes and their values. The role will be removed if attributes except values is equals as another another role.



[Close](#) [Execute](#)

Required permission for execute:


- Identity read and change permission,
- identity role read,
- identity contract autocomplete.


Example


Development



admin





Users

Create user

Filter

Username, personal number, surname, name, e-mail or note

Assigned role

Cancel filter











Filter

Element in organization structure

Recursively by tree structure down

Enabled

Identity state

<input type="checkbox"/>	Login	Surname	First name	Personal number	E-mail	Inactive	State	Note	Id
<input type="checkbox"/>	 test_carla.horton	Horton	Carla	94		<input type="checkbox"/>	Created		dba08db
<input type="checkbox"/>	 test_carter.chaney	Chaney	Carter	72		<input type="checkbox"/>	Created		f9d203e
<input type="checkbox"/>	 test_cassandra.walter	Walter	Cassandra	32		<input type="checkbox"/>	Created		255b7d0
<input type="checkbox"/>	 test_claire.kline	Kline	Claire	67		<input type="checkbox"/>	Created		782d80e
<input type="checkbox"/>	 test_clementine.bradshaw	Bradshaw	Clementine	19		<input type="checkbox"/>	Valid		8786221
<input type="checkbox"/>	 test_coby.blevins	Blevins	Coby	30		<input type="checkbox"/>	Created		1842cc5
<input type="checkbox"/>	 test_cole.barr	Barr	Cole	27		<input type="checkbox"/>	Valid		3a93f0b
<input type="checkbox"/>	 test_cruz.fleming	Fleming	Cruz	13		<input type="checkbox"/>	Valid		e972d4e
<input type="checkbox"/>	 test_david.gentry	Gentry	David	41		<input type="checkbox"/>	Valid		7eb9fe0
<input type="checkbox"/>	 test_delilah.casey	Casey	Delilah	92		<input type="checkbox"/>	Created		f2894c5

Page 6 of 15

<<<

<

4

5

6

7

8

>

>>>

51 - 60 of 145 records
Number of records 10

From:
<https://wiki.czechidm.com/> - IdStory Identity Manager

Permanent link:
https://wiki.czechidm.com/tutorial/adm/identities_bulk_actions?rev=1552652591

Last update: 2019/03/15 12:23

