











# Notifications - Creating and configuring topics

The overview of all notification topics can be found in the menu **Notifications → Configuration**.

Notifications configuration

<div><div>Topic</div><div>Channel</div></div> <div><div>Level</div><div>Template</div></div> <div><div>+ Add</div><div>Filter</div><div>Cancel filter</div><div>Filter</div></div>						
<input type="checkbox"/>	Topic	Level	Channel	Template	Disabled	Id
<input type="checkbox"/>	 acc:newPassword		email	<a href="#">Provisioning send new password (acc)</a>	<input type="checkbox"/>	169ca3c
<input type="checkbox"/>	 acc:provisioning		websocket	<a href="#">Provisioning on system was successful (acc)</a>	<input type="checkbox"/>	8e282b5
<input type="checkbox"/>	 acc:provisioningBreakDisable		email	<a href="#">Provisioning break disable notification (acc)</a>	<input type="checkbox"/>	6e09385
<input type="checkbox"/>	 acc:provisioningBreakWarning		email	<a href="#">Provisioning break warning notification (acc)</a>	<input type="checkbox"/>	33d1fae
<input type="checkbox"/>	 core:bulkActionEnd		email	<a href="#">Send result Bulk Action (core)</a>	<input type="checkbox"/>	87fe5c1
<input type="checkbox"/>	 core:disapproveIdentityRole		email	<a href="#">Send result WF - Disapprove Identity roles (core)</a>	<input type="checkbox"/>	238a52e
<input type="checkbox"/>	 core:disapproveIdentityRoleImplementer		email	<a href="#">Send result WF - Disapprove Identity roles for implementer (core)</a>	<input type="checkbox"/>	2dddeb8
<input type="checkbox"/>	 core:event		console		<input type="checkbox"/>	1c536d6
<input type="checkbox"/>	 core:changeIdentityRole		email	<a href="#">Send result WF - Change identity roles (core)</a>	<input type="checkbox"/>	5fac6df
<input type="checkbox"/>	 core:changeIdentityRoleImplementer		email	<a href="#">Send result WF - Change Identity roles for implementer (core)</a>	<input type="checkbox"/>	8478c51
Page 1 of 3						1 - 10 of 24 records
						Number of records 10

Topics can be edited by clicking on detail (magnifying glass), a new topic is created by clicking the green button Add. For each topic, it is set: which **channel** the notification is sent through and with which **template** (message content). In addition, it can be set for which type - **level** - the notification will be sent. For example, send an email notification marked as level **info** to the user when the password is changed.

The following configuration sends authentication information to new users in the administered system via email.

**acc:newPassword** item configuration details ×

---

**Topic**  

acc:newPassword \*

**Level**  

Select ... ▼

**Channel**  

email × ▼

**Template**  

Provisioning send new password (acc) × ▼

**Description**  

This message contains new password and information about new account.

Close

Save

New feature was added to notification's detail (below). It is disabled option. With this option you can disable sending that notifications you do not want to and if later you change your mind you can simply activate them.

acc:provisioningBreakDisable

item configuration details

Topic

acc:provisioningBreakDisable

Level

Select ...

Channel

email

Template

Provisioning break disable notification (acc)

Description

This message contains information about blocked system for provisioning operation.

☐ Disabled

Close

Save

Into notification's configuration detail additional two items was added. Into Recipients you can add email addresses separated with comma. Notifications with this topic will be sent to normal recipient, which is generated in IdM, and also it'll be sent to addresses specified in 'Recipients'. The second item 'Redirect' means, notification will only be sent to recipients specified in 'Recipients' in this case 'Recipients' field is mandatory.

acc:provisioning

item configuration details

×

**Topic**

acc:provisioning\*

**Level**

Select ...

**Channel**

email

×

**Template**

Provisioning on system was successful (acc)

×

**Description**

Notification with new provisioning

**Recipients**

patrik.stloukal@bcvsolutions.eu

Additional notification will be sent to configured recipients. Recipients are required, if notification is redirected.

☒ Redirect  
Notification will be redirected to configured recipients. Notification to original recipient will be not sent.

☐ Inactive  
Notifications will not be sent.

Close

Save

From:  
<https://wiki.czechidm.com/> - CzechIdM Identity Manager

Permanent link:  
[https://wiki.czechidm.com/tutorial/adm/notifications\\_topics](https://wiki.czechidm.com/tutorial/adm/notifications_topics)

Last update: **2018/10/04 12:29**

