

# User tasks - tasks list and resolving a task

In CzechIdM, there is the main menu tab called **Tasks**. Since CzechIdM 7.7, it consists of two subtabs

- **My tasks** - tasks for current user
- **Overview of all tasks**

The screenshot shows the 'Tasks' menu in CzechIdM. The 'Overview of all tasks' tab is selected. The table displays one task with the following details:

Subject	Created on	Assigned	Id
Approve role "schvaluje_100" assignment by role guarantee for "Zdeňka Škrobánková"	10.01.2018 10:21:52	100	b17dee2

At the bottom right of the table, it says '1 - 1 of 1 records'. The footer contains links for 'BCV solutions s.r.o.', 'Help', 'ServiceDesk', and 'About app'.

## All users tasks

On the tab **Overview of all tasks**, administrator that has the permission TASK; ADMINISTRATIONALL can see the tasks of all users.




## User tasks list



Since CzechIdM 7.7 Task agenda is available to users with the following **permission: TASK; READ; BasePermissionEvaluator**. It is advisable to add the permission to the basic **userRole** (usually together with **TASK; EXECUTE; BasePermissionEvaluator**)

CzechIdM GUI has user tasks agenda available through the Tasks menu. In the table, there are all the unresolved user tasks of the respective user. By clicking on the magnifying glass sign on the same line with the given task we get the task detail.

## Unresolved tasks

	Subject 	Created on 
	Approve role "Schvalovaná_role" assignment by manager for "Administrator"	25.08.2017 10:15:34
1 - 1 of 1 records		

## Resolving a task

User task detail contains important pieces of information. What information is printed out depends fully on the type of the task. In our example, the most important is the task name which consists of role name and the login of the user to whom the role will be assigned once the user task is approved. In the task detail, the approver can change the role validity FROM - TO. However, in most cases, s/he does not change the task but Accepts or Rejects it instead.

## Approve by manager Task details

**Task name**

Approve role "Schvalovaná\_role" assignment by manager for "Administrator"

**Requested for**

c2e3f8b

**Applicant**

c2e3f8b

**Created on**

25.08.2017 10:15

**Role name**

Schvalovaná\_role

**Requester's note**

Poznámka



**Valid from****Valid till**[Back](#)[Reject](#)[Accept](#)

Once a task has been approved, the user task is no longer listed on the tasks agenda.

## Workflow history

If the user task was created in a workflow (e.g. Change user permissions workflow), the workflow history can be found in menu Audit → Workflow history.

## History of workflow processes approving, tasks

					Filter ▼	↺
Process name	Created on ▼	Ends on ▼	Reason for deletion	Id		
 Approve role "Schvalovaná_role" assignment by manager for "Administrator"	25.08.2017 10:15:34			9150c68		
 Assign role "02" to "Adam Novák" without approving	13.06.2017 09:11:17	13.06.2017 09:11:17		7e5e93d		
					1 - 2 of 2 records	

You can click on the workflow to see its detail. In the workflow detail, there are also all user tasks that the workflow created - even those already resolved.

User tasks in process						
Task name	Assigned by	Authorizers	Created on ↑	Ends on ▼	Result	Completed
Approve by manager	8cb5bf7a-800a-4b74-85d9-bc2673534c54	Adam Novák (Adam Novák)	25.08.2017 10:15:34	31.08.2017 21:56:38		completed
1 - 1 of 1 records						

From:

<https://wiki.czechidm.com/> - IdStory Identity Manager

Permanent link:

[https://wiki.czechidm.com/tutorial/adm/user\\_tasks](https://wiki.czechidm.com/tutorial/adm/user_tasks)

Last update: **2018/12/28 14:54**

